

Enantioselective Addition of Nitromethane to 2-Acylpyridine N-Oxides. Expanding the Generation of Quaternary Stereocenters with the Henry Reaction

Melireth Holmquist,[†] Gonzalo Blay,^{*,†} M. Carmen Muñoz,[‡] and José R. Pedro^{*,†}

[†]Departament de Química Orgànica, Facultat de Química-Universitat de València, C/Dr. Moliner 50, E-46100Burjassot (València), Spain

[‡]Departament de Física Aplicada, Universitat Politècnica de València, E-46071 València, Spain

S Supporting Information

ABSTRACT: The direct asymmetric Henry reaction with prochiral ketones, leading to tertiary nitroaldols, is an elusive reaction so far limited to a reduced number of reactive substrates such as trifluoromethyl ketones or α -keto carbonyl compounds. Expanding the scope of this important reaction, the direct asymmetric addition of nitromethane to 2-acylpyridine N-oxides catalyzed by a BOX-Cu(II) complex to give the corresponding pyridine-derived tertiary nitroaldols having a quaternary stereogenic center with variable yields and good enantioselectivity, is described.



Asymmetric nucleophilic additions to prochiral carbonyl compounds provide an attractive approach toward chiral building blocks containing a stereocenter bearing a hydroxyl group. In particular, the enantioselective addition of nitroalkanes to carbonyl compounds (Henry or nitroaldol reaction) allows the preparation of enantiomerically enriched nitroalkanol,¹ which have a high scientific and commercial value as building blocks for the synthesis of pharmaceuticals and agrochemicals.² In recent years, a considerable advance in the development of asymmetric procedures for the addition of nitroalkanes to aldehydes³ and aldimines⁴ leading to products with tertiary stereocenters has been achieved. In contrast, the asymmetric addition of nitroalkanes to ketones that would give rise to the challenging formation of a quaternary stereogenic center has experienced little progress.⁵ In fact, even for the nonenantioselective version only a few methods are available with a limited substrate scope.⁶ Regarding asymmetric methodologies for the synthesis of tertiary nitroaldols, Shibasaki⁷ has reported a kinetic resolution of racemic mixtures, while the direct nucleophilic addition of nitromethane has been carried out only with very reactive substrates such as trifluoromethyl ketones,⁸ α -keto esters, and α -keto amides.⁹ Very recently, our group has described the asymmetric addition of nitromethane to the ketone group of substituted glyoxal hydrates bearing a latent aldehyde carbonyl in the α -position.¹⁰

On the other hand, pyridine derivatives are of great importance for the pharmaceutical industry, as demonstrated by the existence of more than 7000 drugs featuring this heterocyclic ring, as well as for the agrochemical industry due to their applications as herbicides, fungicides, or bactericides.¹¹ Furthermore, the pyridine moiety is present in a good number of chiral ligands for asymmetric catalysis.¹²

Here, we describe the catalytic enantioselective addition of nitromethane to 2-acyl pyridine N-oxides to give the corresponding tertiary nitroaldols bearing a quaternary stereocenter bonded to a 2-pyridyl moiety.

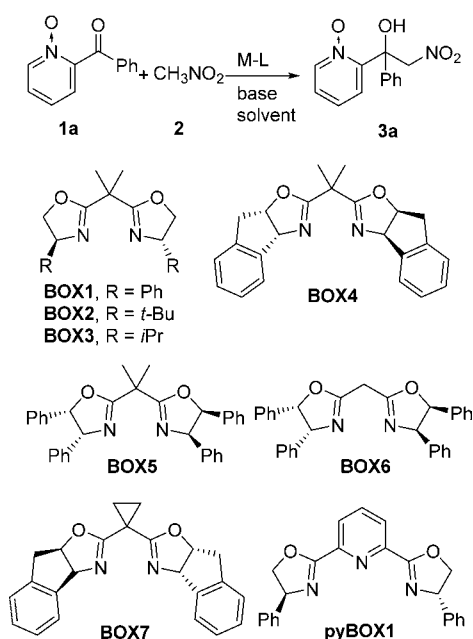
We¹³ and others¹⁴ have shown the excellent chelating properties of the 2-acyl pyridine N-oxide moiety in several asymmetric metal-catalyzed reactions. Following this strategy, our investigation was started by studying the addition of nitromethane to ketone **1a** in the presence of different metal complexes with nitrogenated ligands as catalysts (Scheme 1).

According to the conditions of our previously reported Henry reaction with keto esters,^{9h} the reaction was initially carried out in nitromethane as the solvent and in the presence of triethylamine. Several complexes of divalent metal triflates (Cu, Zn, Mg) with ligand **BOX1**, as well as complexes of trivalent metal triflates (La, Yb, Sc, In) with ligand **pyBOX1**, were tested as catalysts. This screening showed the combination of Cu(OTf)₂ with **BOX1** to be the most active catalyst in this reaction (see Table S-1 in the Supporting Information (SI)). Other bases were tested in the presence of this complex, showing little effect (see Table S-2 in the SI). When the yield and enantioselectivity of the reaction were considered, diisopropylamine was determined to be the best option which afforded compound **3a** in 50% yield with 44% *ee* when the reaction was performed at $-15\text{ }^{\circ}\text{C}$ (Table 1, entry 1).¹⁵ Several BOX ligands were then tested (Table 1, entries 1–7). **BOX4** gave the best enantiomeric excess (72%) for **3a**, although with a low yield (Table 1, entry 4).

Received: January 9, 2014

Published: February 11, 2014

Scheme 1. Enantioselective Henry Reaction with Ketone 1a and Ligands Used in This Research

Table 1. Enantioselective Addition of Nitromethane to Ketone 1a Catalyzed by Cu(II)-BOX Complexes; Screening of Ligands and Solvents^a

entry	L	solvent	temp (°C)	t (h)	yield (%)	ee (%) ^b
1	BOX1	CH ₃ NO ₂	-15	44	50	-44
2	BOX2	CH ₃ NO ₂	-15	42	21	-52
3	BOX3	CH ₃ NO ₂	-15	45	19	-40
4	BOX4	CH ₃ NO ₂	-15	42	24	72
5	BOX5	CH ₃ NO ₂	-15	44	32	62
6	BOX6	CH ₃ NO ₂	-15	44	9	64
7	BOX7	CH ₃ NO ₂	-15	44	35	-51
8	BOX4	EtOH/CH ₃ NO ₂ (2:1)	-15	44	34	75
9	BOX4	CH ₂ Cl ₂ /CH ₃ NO ₂ (2:1)	-15	44	24	77
10	BOX4	Et ₂ O/CH ₃ NO ₂ (2:1)	-15	46	38	62
11	BOX4	EtOH/CH ₃ NO ₂ (5:1)	-30	90	40	95
12	BOX4	EtOH/CH ₃ NO ₂ (5:1) ^c	-30	90	39	96

^a1a (0.17 M), Cu(OTf)₂ (20 mol %), L (20 mol %), *i*-Pr₂NH (25 mol %). ^bEe determined by HPLC. The sign indicates the optical rotation sign of the major enantiomer. ^c1a (0.33 M).

In order to minimize a possible nonenantioselective background reaction that could be detrimental to the enantioselectivity, we carried out the reaction in the presence of a solvent to reduce the concentration of nitromethane. A slight increase of enantioselectivity was observed in ethanol and dichloromethane (Table 1, entries 8 and 9). But more important, the use of other solvents also allowed a decrease in the reaction temperature. In this way, compound 3a could be obtained with very high ee (95%), although in moderate yield (40%) by using a 5:1 ethanol/CH₃NO₂ mixture at -30 °C (Table 1, entry 11). The amount of solvent and nitromethane could be reduced without any effect on the result (Table 1, entry 12). Although the yield of the nitroaldol obtained under

these conditions was only moderate, no other byproducts were formed during the reaction and the unreacted starting material 1a could be recovered after column chromatography. Moreover, it should be taken into account that this yield is close to the maximum yield affordable via kinetic resolution of a racemic mixture according to Shibasaki's procedure,⁷ especially if we consider the overall yield of the racemic synthesis-kinetic resolution process. Taking into account this consideration and encouraged by the high ee obtained in the synthesis of compound 3a, we studied the applicability of the reaction to other related substrates (Table 2).

Table 2. Enantioselective Addition of Nitromethane to 2-Acylpyridine N-Oxides 1; Scope of the Reaction^a

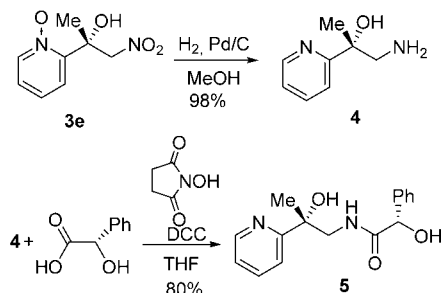
entry	1	R ¹	R ²	t (h)	yield (%)	ee (%) ^b
1	a	H	Ph	96	39	96
2 ^c	b	H	4-MeOC ₆ H ₄	96	17	87
3	c	H	4-ClC ₆ H ₄	96	19	90
4	d	H	3-ClC ₆ H ₄	96	85	61
5	e	H	Me	24	80	86
6	f	H	Et	24	87	81
7	g	H	Bu	48	84	84
8	h	H	<i>i</i> -Pr	48	65	70
9	i	3-Me	Me	96	—	—
10	j	4-Me	Me	48	72	84
11 ^c	k	4-Ph	Me	48	96	76
12	l	5-Me	Me	48	84	81
13 ^c	m	5-Br	Me	66	85	89
14	n	6-Me	Me	72	87	55
15	o	6-Br	Me	96	90	48
16 ^c	p	4-Ph	Et	48	73	91
17	q	5-Me	Et	48	79	92
18 ^c	r	5-Br	Et	72	80	91

^a1 (0.33 M), Cu(OTf)₂ (20 mol %), BOX4 (20 mol %), *i*-Pr₂NH (25 mol %), EtOH/CH₃NO₂ (5:1), -30 °C. ^bEe determined by HPLC. ^cReaction carried out at -20 °C.

Compounds 1b and 1c bearing a *p*-substituted phenyl group with an electron-donating (MeO) or an electron-withdrawing (Cl) group, respectively, gave similar results providing the expected products with low yields but good ee (Table 2, entries 2, 3), while the 3-chlorophenyl derivative 1d reacted with CH₃NO₂ to give compound 3d (Table 2, entry 4) with high yield (85%) and fair ee (61%). More consistent results were obtained with aliphatic ketones. High yields and enantiomeric excesses above 80% were obtained with methyl, ethyl, or butyl ketones 1e–g (Table 2, entries 5–7). The branched isopropyl ketone 1h was less reactive and gave compound 3h with a 65% yield but still 70% ee (Table 2, entry 7). Then we studied the effect of substituents on the pyridine ring. The reaction was sensitive to steric factors. The presence of a substituent (Me or Br) at position 6 of the pyridine ring led to the corresponding products with moderate enantioselectivities although high yields (Table 2, entries 14, 15), while the presence of a methyl group at position 3 of the pyridine ring completely prevented the reaction from taking place. However, compounds substituted at the 4 and 5 positions of the pyridine ring

provided the nitroaldol products in good yields and remarkable enantioselectivities, with enantiomeric excesses above 90% for ethyl ketones **1p–r** (Table 2, entries 16–18). The nitroalkanols obtained in this reaction can be transformed into pyridyl aminoalcohols bearing a quaternary stereocenter. For instance, compound **3e** was quantitatively transformed into **4** upon hydrogenation over 5% Pd/C in methanol (Scheme 2). To

Scheme 2. Hydrogenation of **3e** and Synthesis of Amide **5**



determine the absolute stereochemistry of the nitroaldol products, compound **4** was transformed into amide **5** by treatment with (+)-(-S)-mandelic acid using dicyclohexylcarbodiimide (DCC) and *N*-hydroxysuccinimide as a coupling reagent in THF.

X-ray analysis of amide **5** crystals, obtained by successive crystallizations from chloroform and toluene, allowed determining that the quaternary stereogenic center in compound **5**, and hence in compounds **4** and **3e**, was of an *R* configuration (Figure 1). For the remainder of nitroaldol products **3**, the

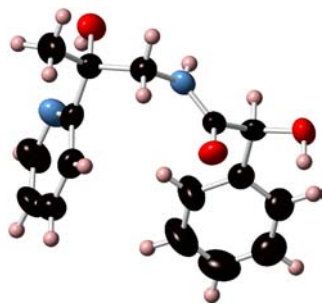


Figure 1. Ortep plot for the X-ray structure of compound **5**. The thermal ellipsoids are drawn at the 50% probability level.

absolute stereochemistry was assigned upon the assumption of a uniform stereochemical mechanism. The observed stereochemistry is in agreement with the model outlined in Figure 2.¹⁶ In this model, the acylpyridine *N*-oxide coordinates the catalyst Cu(II) center in a bidentate fashion giving a distorted

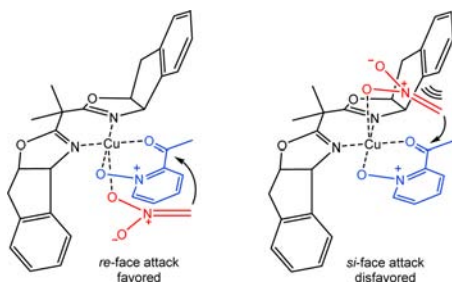


Figure 2. Stereochemical model.

square planar complex^{13,14a,b} with both the oxygen atom of the *N*-oxide and that of the carbonyl group occupying the most acidic equatorial positions for the maximum electrophilic activation.¹⁷ The nitronate is positioned in one of the apical positions for nucleophilic activation.¹⁷ Attack of the nitronate from the *si*-face of the carbonyl group is hampered by one of the Indane moieties of the ligand, and therefore it takes place preferentially from the *re*-face to give the nitroaldol with the *R* configuration.

In summary, a novel direct asymmetric Henry reaction with ketones was reported. A Cu(II)-BOX complex catalyzed the addition of nitromethane¹⁸ to 2-acylpyridine *N*-oxides to give the corresponding tertiary nitroaldols bearing a quaternary stereocenter bonded to a pyridine ring with good yields and moderate to high enantiomeric excesses. The reaction expands the scope of the elusive enantioselective Henry reaction with ketones.

■ ASSOCIATED CONTENT

Supporting Information

Additional optimization data. Experimental procedures, characterization data, ¹H and ¹³C NMR spectra for compounds **1**, **3–5**, and chiral analysis for compounds **3**. CIF file for compound **5**. This material is available free of charge via the Internet at <http://pubs.acs.org>.

■ AUTHOR INFORMATION

Corresponding Authors

*E-mail: gonzalo.blay@uv.es.

*E-mail: jose.r.pedro@uv.es.

Notes

The authors declare no competing financial interest.

■ ACKNOWLEDGMENTS

Financial support from the Ministerio de Economía y Competitividad (Gobierno de España) and FEDER (EU) (CTQ2009-13083) and from Generalitat Valenciana (ACOMP2012-212 and ISIC 2012/001) is acknowledged. M.H. thanks the GV for a predoctoral grant (Santiago Grisolia Program).

■ REFERENCES

- (1) (a) Luzzio, F. A. *Tetrahedron* **2001**, 57, 915–945. (b) Ono, N. *The Nitro Group in Organic Synthesis*; Wiley-VCH: New York, 2001.
- (2) (a) Farina, V.; Reeves, J. T.; Senanayake, C. H.; Song, J. J. *Chem. Rev.* **2006**, 106, 2734–2793. (b) Blay, G.; Hernandez-Olmos, V.; Pedro, J. R. *Tetrahedron: Asymmetry* **2010**, 21, 578–581. (c) Metro, T.-X.; Cochi, A.; Gomez Pardo, D.; Cossy, J. J. *Org. Chem.* **2011**, 76, 2594–2602. (d) Cochi, A.; Metro, T.-X.; Gomez Pardo, D.; Cossy, J. *Org. Lett.* **2010**, 12, 3693–3695. (e) Liu, L.; Zhang, S.-L.; Xue, F.; Lou, G.-S.; Zhang, H.-Y.; Ma, S.-C.; Duan, W.-H.; Wang, W. *Chem.—Eur. J.* **2011**, 17, 7791–7795.
- (3) Reviews: (a) Boruwa, J.; Gogoi, N.; Saikia, P. P.; Barua, N. C. *Tetrahedron: Asymmetry* **2006**, 17, 3315–3326. (b) Palomo, C.; Oiarbide, M.; Laso, A. *Eur. J. Org. Chem.* **2007**, 2561–2574.
- (4) Review: Marques-Lopez, E.; Merino, P.; Tejero, T.; Herrera, R. P. *Eur. J. Org. Chem.* **2009**, 2401–2420.
- (5) Reviews: (a) Cozzi, P. G.; Hilgraf, R.; Zimmermann, N. *Eur. J. Org. Chem.* **2007**, 5969–5994. (b) Bella, M.; Gasperi, T. *Synthesis* **2009**, 1583–1614. (c) Riant, O.; Hannedouche, J. *Org. Biomol. Chem.* **2007**, 5, 873–888. (d) *Quaternary Stereocenters: Challenges and Solutions for Organic Synthesis*; Christoffers, J., Baro, A., Eds.; Wiley-VCH: Weinheim, Germany, 2006.

- (6) (a) Meshram, H. M.; Thakur, P. B.; Bejjam, M. B.; Bangade, V. M. *Green. Chem. Lett. Rev.* **2013**, *6*, 19–43. (b) Fabris, M.; Noe, M.; Perosa, A.; Selva, M.; Ballini, R. *J. Org. Chem.* **2012**, *77*, 1805–1811. (c) Alizadeh, A.; Khodaei, M. M.; Abdi, G.; Kordestani, D. *Bull. Korean Chem. Soc.* **2012**, *33*, 3640–3644. (d) Elinswon, M. N.; Ilovaisky, A. I.; Merkulova, V. M.; Barba, F.; Batanero, B. *Tetrahedron* **2008**, *64*, 5915–5919. (e) Gan, C.; Chen, X.; Lai, G.; Wang, Z. *Synlett* **2006**, 387–390. (f) Kisanga, P. B.; Verkade, J. G. *J. Org. Chem.* **1999**, *64*, 4298–4303. (g) Eyer, M.; Seebach, D. *J. Am. Chem. Soc.* **1985**, *107*, 3601–3606. (h) Seebach, D.; Lehr, F. *Angew. Chem., Int. Ed.* **1976**, *15*, 505–506.
- (7) (a) Hara, K.; Tosaki, S.; Gnanadesikan, V.; Morimoto, H.; Harada, S.; Sugita, M.; Yamagiwa, N.; Matsunaga, S.; Shibasaki, M. *Tetrahedron* **2009**, *65*, 5030–5036. (b) Tosaki, S.; Hara, K.; Gnanadesikan, V.; Morimoto, H.; Harada, S.; Sugita, M.; Yamagiwa, N.; Matsunaga, S.; Shibasaki, M. *J. Am. Chem. Soc.* **2006**, *128*, 11776–11777.
- (8) (a) Palacio, C.; Connon, S. J. *Org. Lett.* **2011**, *13*, 1298–1301. (b) Xu, H.; Wolf, C. *Chem. Commun.* **2010**, 46, 8026–8028. (c) Saa, J. M.; Tur, F.; Gonzalez, J. *Chirality* **2009**, *21*, 836–842. (d) Tur, F.; Saa, J. M. *Org. Lett.* **2007**, *9*, 5079–5082. (e) Bandini, M.; Sinisi, R.; Umani-Ronchi, A. *Chem. Commun.* **2008**, 4360–4362.
- (9) (a) Sai Prathima, P.; Srinivas, K.; Balaswamy, K.; Arundhathi, R.; Narsimha Reddy, G.; Sridhar, B.; Mohan Rao, M.; Likhar, P. R. *Tetrahedron: Asymmetry* **2011**, *22*, 2099–2103. (b) Xu, H.; Wolf, C. *Angew. Chem.* **2011**, *50*, 12249–12252. (c) Zhang, Y.; Li, Z. J.; Xu, H. S.; Zhang, Y.; Wang, W. *RSC Adv.* **2011**, *1*, 389–392. (d) Li, M.-Q.; Zhang, J.-X.; Huang, X.-F.; Wu, B.; Liu, Z.-M.; Chen, J.; Li, X.-D.; Wang, X.-W. *Eur. J. Org. Chem.* **2011**, 5237–5241. (e) Xu, H.; Wolf, C. *Synlett* **2010**, 2765–2770. (f) Daisuke, U.; Takaki, I.; Takada, K.; Takemura, N.; Cho, K.; Sohtome, Y.; Nagasawa, K. *Tetrahedron Lett.* **2008**, *49*, 1623–1626. (g) Bulut, A.; Aslan, A.; Dogan, O. *J. Org. Chem.* **2008**, *73*, 7373–7375. (h) Blay, G.; Hernández-Olmos, V.; Pedro, J. R. *Org. Biomol. Chem.* **2008**, *6*, 3792–3794. (i) Qin, B.; Xiao, X.; Liu, X.; Huang, J.; Wen, Y.; Feng, X. *J. Org. Chem.* **2007**, *72*, 9323–9328. (j) Li, H.; Wang, B.; Deng, L. *J. Am. Chem. Soc.* **2006**, *128*, 732–733. (k) Du, D. M.; Lu, S. F.; Fang, T.; Xu, J. *J. Org. Chem.* **2005**, *70*, 3712–3715. (l) Lu, S. F.; Du, D. M.; Zhang, S. W.; Xu, J. *Tetrahedron: Asymmetry* **2004**, *15*, 3433–3441. (m) Christensen, C.; Juhl, K.; Hazell, R. G.; Jørgensen, K. A. *J. Org. Chem.* **2002**, *67*, 4875–4881. (n) Alcaide, B.; Almendrés, P.; Luna, A.; Torres, M. R. *Org. Biomol. Chem.* **2008**, *6*, 1635–1640.
- (10) Blay, G.; Hernández-Olmos, V.; Pedro, J. R. *Chem.—Eur. J.* **2011**, *17*, 3768–3773.
- (11) González-Bello, C.; Castedo, L. *Six-Membered Heterocycles: Pyridines in Modern Heterocyclic Chemistry*; Alvarez-Builla, J., Vaquero, J. J., Barluenga, J., Eds.; Wiley-VCH: Weinheim, Germany, 2011; pp 1431–1525.
- (12) (a) Blay, G.; Domingo, L. R.; Hernández-Olmos, V.; Pedro, J. R. *Chem.—Eur. J.* **2008**, *14*, 4725–4730. (b) Blay, G.; Climent, E.; Fernández, I.; Hernández-Olmos, V.; Pedro, J. R. *Tetrahedron: Asymmetry* **2007**, *18*, 1603–1612. (c) Chelucci, G. *Chem. Soc. Rev.* **2006**, *35*, 1230–1243. (d) Chelucci, G. *Coord. Chem. Rev.* **2013**, *257*, 1887–1932. (e) Brunner, H.; Kagan, H.; Kreutzer, G. *Tetrahedron: Asymmetry* **2003**, *14*, 2177–2187. (f) Wu, X.-Y.; Xu, H.-D.; Tang, F.-Y.; Zhou, Q.-L. *Tetrahedron: Asymmetry* **2001**, *12*, 2565–2569. (g) Luchaco-Cullis, C. A.; Mizutani, H.; Murphy, K. E.; Hoveyda, A. H. *Angew. Chem., Int. Ed.* **2001**, *40*, 1456–1460.
- (13) (a) Barroso, S.; Blay, G.; Pedro, J. R. *Org. Lett.* **2007**, *9*, 1983–1986. (b) Barroso, S.; Blay, G.; Muñoz, M. C.; Pedro, J. R. *Adv. Synth. Catal.* **2009**, *351*, 107–111. (c) Barroso, S.; Blay, G.; Muñoz, M. C.; Pedro, J. R. *Org. Lett.* **2011**, *13*, 402–405.
- (14) (a) Landa, A.; Minnikilä, A.; Blay, G.; Jørgensen, K. A. *Chem.—Eur. J.* **2006**, *12*, 3472–3483. (b) Landa, A.; Richter, B.; Johansen, R. L.; Minnikilä, A.; Jørgensen, K. A. *J. Org. Chem.* **2007**, *72*, 240–245. (c) Singh, P. K.; Singh, V. K. *Org. Lett.* **2008**, *10*, 4121–4124. (d) Singh, P. K.; Singh, V. K. *Org. Lett.* **2010**, *12*, 80–83. (e) Ray, S. K.; Rout, S.; Singh, V. K. *Org. Biomol. Chem.* **2013**, *11*, 2412–2416. (f) Ray, S. K.; Singh, P. K.; Molleti, N.; Singh, V. K. *J. Org. Chem.* **2012**, *77*, 8802–8808. (g) Ray, S. K.; Singh, P. K.; Singh, V. K. *Org. Lett.* **2011**, *13*, 5812–5815. (h) Livieri, A.; Boiocchi, M.; Desimoni, G.; Faita, G. *Chem.—Eur. J.* **2012**, *18*, 11662–11668. (i) Livieri, A.; Boiocchi, M.; Desimoni, G.; Faita, G. *Chem.—Eur. J.* **2011**, *17*, 516–520.
- (15) Under identical conditions, the nonoxidized 2-benzoylpyridine gave the corresponding nitroaldol with 30% yield and 4% ee, indicating the importance of the N-oxide moiety in this reaction.
- (16) For a discussion on intermediates in BOX-Lewis acid catalyzed reactions, see: Thorhauge, J.; Roberson, M.; Hazell, R. G.; Jørgensen, K. A. *Chem.—Eur. J.* **2002**, *8*, 1888–1898.
- (17) For a discussion on electrophile and nucleophile activation in Cu(II)-catalyzed Henry reactions, see: Evans, D. A.; Seidel, D.; Rueping, M.; Lam, H. W.; Shaw, J. T.; Downey, C. W. *J. Am. Chem. Soc.* **2003**, *125*, 12692–12693.
- (18) The reaction of compound **3e** with nitroethane showed little advance and gave a mixture of diastereomers which reverted to the starting materials during attempts of purification by column chromatography on silica gel.